

Holy Spirit, Come


Pentecost Suncatcher

Materials:

- ◆ paper plate
- ◆ pencil
- ◆ thick black felt pen
- ◆ scissors
- ◆ red, yellow, orange cellophane
- ◆ glue
- ◆ hole punch
- ◆ yarn or ribbon

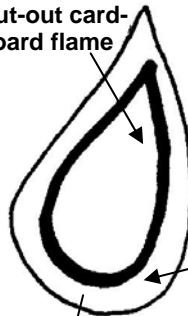
What to do:

- ◆ Draw simple flame design on centre of plate.
- ◆ Make the lines about 6cm wide, and fill in the lines with thick black felt pen.
- ◆ Cut out the sections in between the lines.
- ◆ Trace around the cut-out sections onto cellophane, with a 6cm border all round.
- ◆ Cut out the cellophane flame shapes thus made.
- ◆ Glue the cellophane flames onto the back of the paper plate to fill in the cut-out sections.




- ◆ Write a Bible verse or Pentecost phrase around the edge of the plate—e.g. *Come, O Holy Spirit, come, or Tongues of fire touched each person there.*
- ◆ Punch a hole in the top of the plate and thread yarn through to make a hanger. Hang in a window to catch the light.

Cut-out cardboard flame



coloured cellophane
6cm bigger all round

Glue cellophane to spaces
where flames were cut from



First published in KUCA NEWS
Autumn 2006 page 16