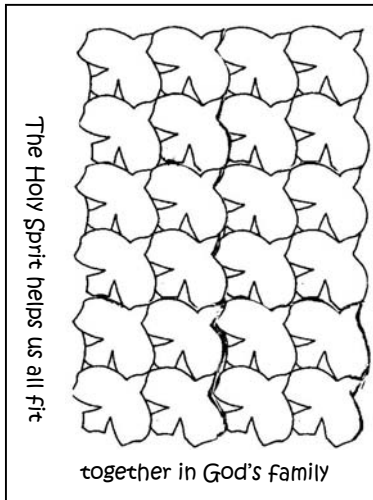


Holy Spirit

Holy Spirit Dove Banner

Materials:


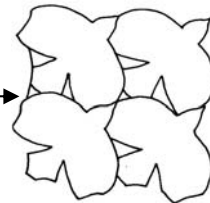
- ◆ Tessellating Dove template – see below. Cut out several of these from plastic icecream or margarine lids.
- ◆ “Gentle” blue, mauve, grey, cream and pearly pink paper
- ◆ Large sheet of card for background – any colour [In Adelaide you can get large cardboard at Premier Arts Supplies in Gilles Street]
- ◆ Scissors, glue, pencils, thick felt pen
- ◆ Holy Spirit sentence: *The Holy Spirit helps us all fit together in God's Family*



What to do:

- ◆ Using the templates children trace doves onto the coloured paper.
- ◆ Cut them out and fit them together on the cardboard background.
- ◆ Options: cut out the black sections and let the background colour show through, or leave them in for a more stylised design.
- ◆ Glue the doves in place.
- ◆ Write your sentence on the poster.

Tessellated doves fit together like this



First published in **KUCA NEWS**
Autumn 2006 page 16

This activity has been produced by **KUCA News** in the SA Synod of the Uniting Church in Australia and is available free of charge. This material may be freely used in worship and related activities in churches, schools, kids' clubs etc. provided no fee is charged and **KUCA News** is acknowledged as the source.