

# Pentecost Wiggle Woggle

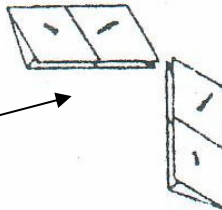
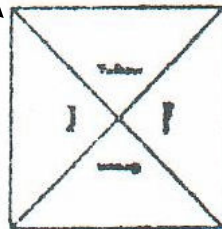
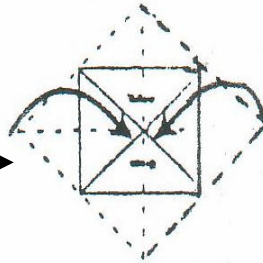
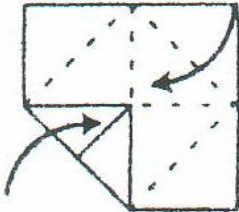
**An Old Favourite  
with a new twist**

Pentecost Version




## Instructions:

- ♦ Cut around outline of large square.
- ♦ Place writing side down
- ♦ Fold corners towards centre of square. **Colour, number and clues triangles will be face up.**
- ♦ Turn over.
- ♦ Fold corners towards centre of square. **Number and clues triangles will be face up.**



## To prepare paper game for play:

- ♦ Fold in half one way, then fold in half the other way
- ♦ Slip thumb and forefinger of each hand under the flaps of paper with colour words on them.
- ♦ Practice closing then opening the paper game one way then the other.



## To play: Play in pairs:

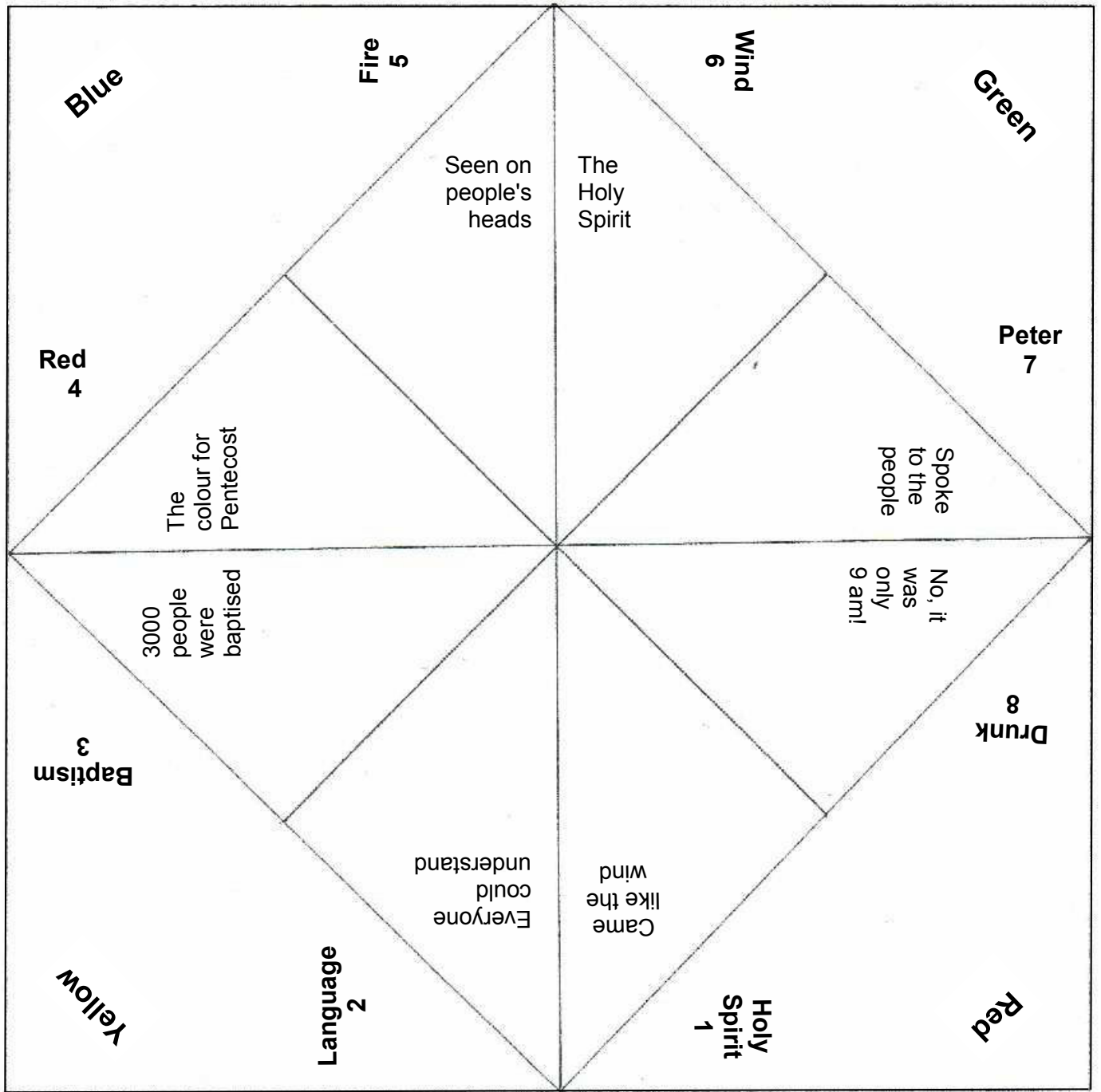
- ♦ Player 1: Choose a colour.
- ♦ Player 2: Open and close for each letter of the chosen colour (e.g. Y-E-L-L-O-W)
- ♦ Player 1: Choose an inside number.
- ♦ Player 2: Open and close for the number chosen (e.g. 1-2-3-4-5-6-)
- ♦ Player 1: Choose a clue word.
- ♦ Player 1: Try to guess what happened at Pentecost in relation to that word.
- ♦ Player 2: Open up see if Player 1 was right.

*Older children can make up their own answers to the clue words. Simply photocopy without the words in the centre triangles.*



Photocopiable pattern on next page

Originally published in KUCA News March 2003.  
This material may be freely used in worship and related activities in churches, schools etc. provided no fee is charged and **KUCA News** is acknowledged as the source.



**Pentecost Square**

Originally published in KUCA News March 2003.  
 This material may be freely used in worship and related activities in churches, schools etc. provided no fee is charged and **KUCA News** is acknowledged as the source.