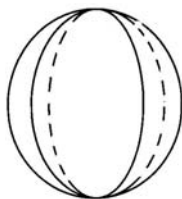



Chrismon Crafts

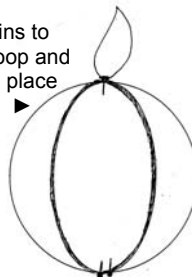
Suns and Moons 8+

Advent 1: Reading: Luke 21: 25-36: signs in the sun, moon and stars; the fig tree parable



▲ Cut 4 grooves around ball

Use pins to hold loop and trim in place



What to do:

Preparation:

- ◆ Create an oval template out of card or a plastic margarine lid: Make an oval shape that fits over a vertical quarter segment of the ball's surface; add an extra ½ cm seam allowance all round.
- ◆ If you wish, use the template to cut 4 ovals per child out of the satin or other material. It may be easier for leaders to prepare the material segments before the session, especially for younger children, or if time in the session is short.
- ◆ With the Stanley knife cut 6mm grooves in each polystyrene ball to divide the ball into vertical quarter segments (see diagram above).
- ◆ Cut lengths of trim cord or piping to fit along the grooves, 4 per ball.
- ◆ Cut lengths of hanging thread approx 20cm long.

Method:

- ◆ Fit one oval of material over one segment of the ball. Push the edges of the material into the grooves with a blunt knife. Do this for all 4 segments.
- ◆ Fit a length of trim cord along one groove, press into the groove with fingers or knife, but not so far that it disappears. You can use a bit of craft glue to hold it in place, but it shouldn't be necessary if the balls aren't treated roughly. You can also push a pin into the end of the cord to hold it in place if necessary.
- ◆ Repeat for the other three grooves.

Hanger:

- ◆ Knot the ends of the hanging thread together to make a loop.
- ◆ Push a pin through the knot and then into the top of the ball where the 4 grooves meet. Push the pin and the knot down so the knot is hidden in the ball.

For younger children:

- ◆ Cut a circle of bright yellow card (sun) or silver card (moon).
- ◆ Punch a hole in the top for hanging thread.
- ◆ Let the children decorate the sun with red and gold glitter, and the moon with silver and blue glitter.

You will need:

- ◆ polystyrene balls (not too big)
- ◆ bright yellow satin material for suns, pale silver satin or other silvery material for the moons
- ◆ contrasting trim cord or piping: red, purple or orange for sun, dark blue, gold or purple for moons
- ◆ silver or gold thread to hang balls with
- ◆ dressmaker's pins
- ◆ scissors, Stanley knife
- ◆ craft glue
- ◆ bread and butter knives (blunt)
- ◆ oval template

First published in KUCA NEWS
Spring 2006 page 29

This activity has been produced by KUCA News in the SA Synod of the Uniting Church in Australia and is available free of charge. This material may be freely used in worship and related activities in churches, schools, kids' clubs etc. provided no fee is charged and KUCA News is acknowledged as the source.